

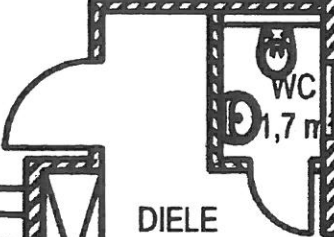



Garage
oder
Carport
ca. 13 m²

TERRASSE
10,50 m²



WOHNEN/KOCHEN
42,57 m²




WC
1,7 m²


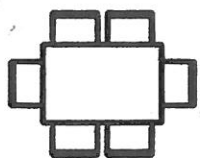

DIELE
7,66 m²

Eingang
P5

TERRASSE
10,50 m²



WOHNEN/KOCHEN
37,36 m²



GAST
7,51 m²

DIELE
3,99 m²

WC
2,49 m²

Eingang
P4

Duplex
HA 2 + HS 4